

LFEE

- Zone 1, 2, 21, 22
- Group IIC
- LED lighting
- Stainless steel casing


'Ex op is'
safe optical radiation



LFEE emergency lighting fixture

The increased safety LFEE series emergency lighting fixtures are designed for lighting and identifying emergency exits or escape routes in the event of danger. The LFEE series consists of AISI 316L stainless steel casing, a tempered glass or UV-resistant polycarbonate window printed with a pictogram and a resin LED strip light positioned at the distance required to guarantee 'Ex op is' protection. The emergency versions are fitted with a high-brightness LED indicator light that monitors battery operation and notifies the user in the event of a fault. It switches on automatically if there is a power failure and runs for up to 6 hours. The red LED switches off to indicate that the batteries need replacing either because of a fault in the emergency circuit or because they are flat.


Sectors of application:



CERTIFICATE DATA

Classification:	Group II	Category 2GD		
Installation: EN 60079.14	zone 1 - zone 2 (Gas)	zone 21 - zone 22 (Dust)		
Marking:	CE 0722 Ex II 2GD Ex db eb mb op is IIC T... Gb - Ex tb op is IIIC T...°C Db IP 66			
Certificate:	ATEX CML 18 ATEX 3150X	For all IEC Ex and ATEX certificate data, download the certificate from www.cortemgroup.com		
	IEC Ex IECEx CML 18.0079X			
Standards:	CENELEC EN 60079-0: 2012+A11: 2013, EN 60079-18: 2015, EN 60079-1: 2014, EN 60079-28: 2015, EN 60079-7: 2015, EN 60079-31: 2014 and EUROPEAN DIRECTIVE 2014/34/EU IEC 60079-0: 2017, IEC 60079-1: 2014-06, IEC 60079-7: 2015, IEC 60079-18: 2014, IEC 60079-28: 2015, IEC 60079-31: 2013 European Directive 2004/108 Electromagnetic compatibility European Directive 2012/19/UE, 2002/96/CE, 2003/108/CE WEEE European Directive 2011/65/UE RoHS			
Temperature class:	60° (T6)	70° (T5)		
Ambient temperature:	Normal -30°C +45/55°C	With emergency -20°C +45/55°C		
Degree of protection:	IP66			

LFEE emergency lighting fixture



ORIGINAL PRODUCT

MECHANICAL FEATURES

Body and lid:	Stainless steel AISI 316L
Window:	Tempered glass or polycarbonate
Glass:	Tempered, resistant to high temperatures and shocks
Polycarbonate:	Highly transparent, resistant to UV rays and shocks
Gaskets:	Resistant to acid, hydrocarbon and high temperatures, positioned between the body and the lid.
Screws, bolts and nuts:	Stainless steel
Assembly:	4 fastening brackets in stainless steel AISI 316L
Entry points:	2 entry points diameter 20.5. Fixture complete with a PLG11B plug and NAV20SIB cable gland

ELECTRICAL FEATURES

Autonomy in emergency mode:	6 hours
Rated voltage:	Normal operation only: 110-240 Vac / 127-240 Vdc Emergency operation only: 110-240 Vac / 110-240 Vdc Normal + emergency operation: 110-240 Vac / 127-240 Vdc
Rated frequency:	50/60 Hz
Connection:	Directly to the terminal board L, N, Pe cross sec. 4 mm ² , jumpered terminal board suitable for in-out
Emergency unit:	Electronic inverter 110/240 Vac 50/60 Hz, 110-270 Vdc. Batteries Ni/Cd, 4 Ah
Cabling:	Silicone rubber cables with braided fibreglass protection for high temperatures
Charge level:	High-brightness LED indicator light, consumption 20 mA, showing the battery charge level for emergency versions.

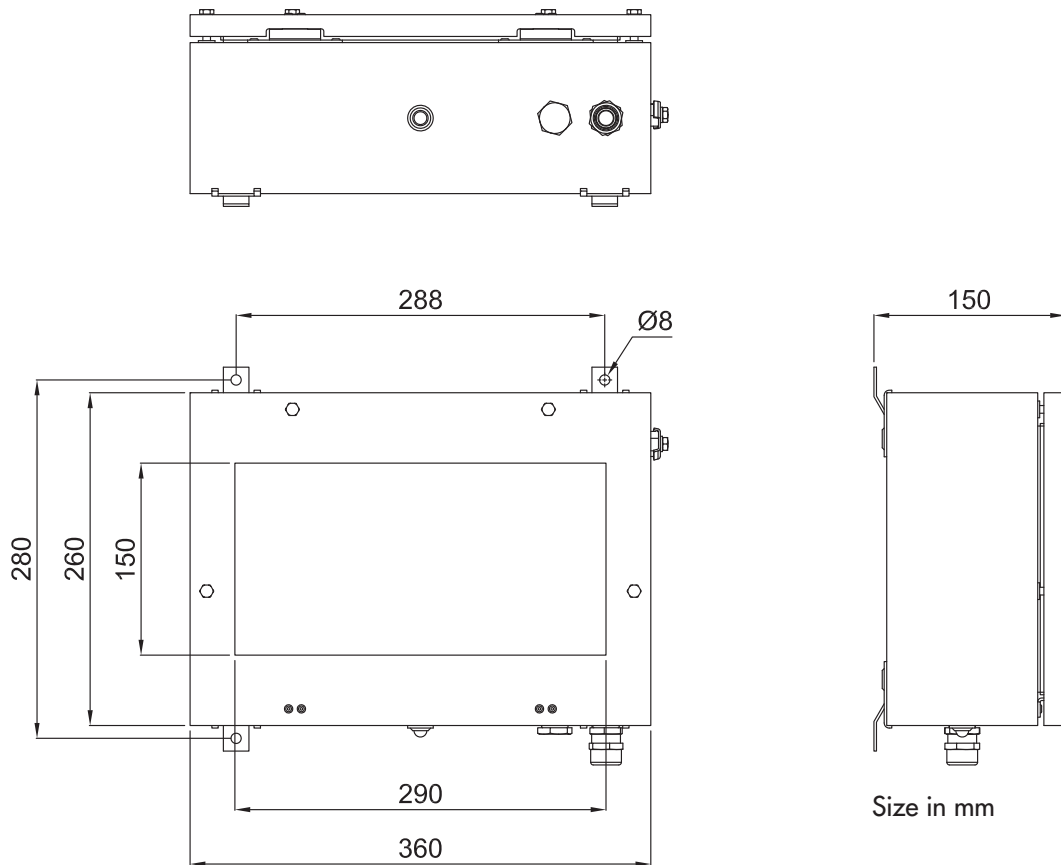
NOTE: the technical and electrical data may change without prior warning owing to continuous developments in LED technology.

ACCESSORIES UPON REQUEST / SPECIAL REQUESTS

Additional cable gland for in-out connection.
Pictogram with various words/lettering on request.

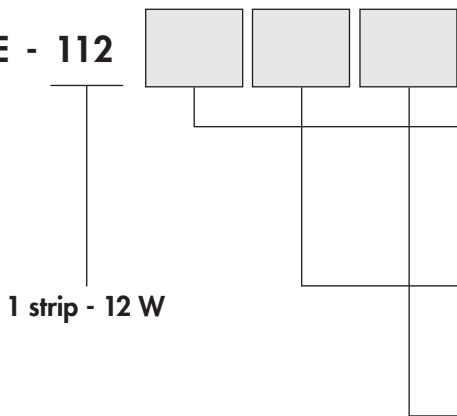
LFEE emergency lighting fixture

DIMENSIONAL DRAWING



CODES

LFEE - 112








Operation

- empty = normal
- E = emergency only
- N = normal + emergency

Transparent material

- empty = glass
- P = polycarbonate

Pictogram

- empty =  (EXIT)
- /S =  (exit left)
- /D =  (exit right)
- /G =  (exit straight ahead)
- /T =  (transparent)

Sample order code

LFEE-112EP/D
Lighting fixture, emergency version only, with exit right pictogram.

DO NOT FORGET TO ORDER THE ACCESSORIES

Example:














Type of fixture
LFEE- 112N/G +

Cable gland (additional)
NAV20SIB

+ Other (see legend)



LFEE emergency lighting fixture

ILLUSTRATION	DESCRIPTION	MODEL	FEATURES	CODE	LEGEND
	LED strip light		Resin LED module	LTT8350E	
	Single LED		Colour: red	M-0487/330	
	Battery unit		4 Ah 6V NiCd	G-0309B	
	Inverter		110/240Vac 50/60 Hz, 110-270 Vdc	EI-30L/2	
	Power unit		110-240 Vac	EB208L	
	Additional cable gland	ISO M20	std. cable range: 6.3-14	NAV20SIB	 

INTERNAL VIEW

